



Jansons Institute of Technology

Karumathampatti, Coimbatore – 641 659

Report

Name of the Program / Activity / Event / Others	TIC TAC TOE using Android Studio
Date & No. of days	24-08-2021 & 1 Day (4.00 PM – 5.00 PM)
Organized by	Department of Computer Science and Engineering
In association with	Andrios CLUB
Venue	Online
Participants/ Beneficiaries	Students
Event brief (500 words with photo): <p>The Online Webinar on “TIC TAC TOE using Android Studio” was conducted by the Department of Computer Science and Engineering in association with Andrios Club on 24.08.2021 via Online. The Knowledge sharing Program was designed for students to enhance their knowledge towards developing an Android mobile application. In this, a detailed way for creating a game called TIC TAC TOE using Android Studio was explained to the members of the club by the club Mr. Giri Pragadeesh.K of Final CSE. 66 internal participants (Students) had an effective knowledge sharing session.</p> <p>The students were clarified about how to,</p> <ul style="list-style-type: none">✓ Tic-tac-toe is a game in which two players take turns in drawing either an 'O' or an 'X' in one square of a grid consisting of nine squares. The winner is the first player to get three of the same symbols in a row.✓ Build UIs for TIC TAC TOE Game.✓ Customize Android UI elements.✓ Step by Step Implementation✓ Step by Step Implementation<ul style="list-style-type: none">○ Step 1: Create a New Project○ Step 2: Add Images for Grid, O, X○ Step 3: Working with the activity_main.xml file - TextView and ImageView○ Step 4: Working with the MainActivity.java file - Game Logic	



Jansons Institute of Technology

Karumathampatti, Coimbatore – 641 659

Outcomes	Students gained knowledge about how to create a mobile application in Android Studio for TIC TAC TOE game.
Feedback	The session ended with very positive feedback from the participants' who in the feedback session expressed their sincere thanks for organizing an effective knowledge sharing program and also expressed their gratitude to the college Management for providing this opportunity.

The screenshot shows a Zoom meeting window. On the left is a sidebar with a list of users (18) and a public chat area. The main window displays a presentation slide titled "JANSONS INSTITUTE OF TECHNOLOGY" and "Department of Computer Science and Engineering Andrios Club". The slide welcomes participants to a webinar titled "TIC TAC TOE using Android Studio" on 24.08.2021 from 4:00 pm to 5:00 pm. It includes a QR code and a link: <https://ims.jit.ac.in/meetings/qAb9nmJE9jF8AZ>. The slide also mentions that the server is running BigBlueButton and provides instructions for joining the audio bridge.

The screenshot shows a Zoom meeting window. On the left is a sidebar with a list of users (48) and a public chat area. The main window displays a presentation slide titled "TIC TAC TOE GAME" with a hand-drawn grid. The grid is a 3x3 square with 'X' and 'O' marks. The slide also includes a "THANK YOU" message. The Zoom interface shows the user "Giri Pragadheesh K" is currently speaking. The bottom of the screen shows the Windows taskbar with the time 16:10 on 24-08-2021.

[illegible]



Jansons Institute of Technology

Karumathampatti, Coimbatore – 641 659

MESSAGES

Public Chat

NOTES

Shared Notes

USERS (60)

Mr.Sh... (You)

A R VIKNESH
Mobile | Guest

Aishwarya
Mobile | Guest

Akhila.Thota
Mobile | Guest

Arish J
Mobile | Guest

Arun prasat...
Mobile | Guest

Chellikam G...
Mobile | Guest

Chinthalap...
Mobile | Guest

Dhani shree
Mobile | Guest

Send message to Public Chat

Public Chat

Welcome to Andrios Club - 24.08.2021 - TIC TAC TOE!

For help on using BigBlueButton see these (short) tutorial videos.

To join the audio bridge click the phone button. Use a headset to avoid causing background noise for others.

This server is running BigBlueButton.

To invite someone to the meeting, send them this link: <https://jitsi.jit.ac.in/meetings/qAb9nmJEcj9Jf8AZ>

Andrios Club - 24.08.2021 - TIC TAC TOE

Giri Pragadheesh K

XML Code:

```
<?xml version="1.0" encoding="utf-8"?>
<androidx.constraintlayout.widget.ConstraintLayout
    xmlns:android="http://schemas.android.com/apk/res/android"
    xmlns:app="http://schemas.android.com/apk/res-auto"
    xmlns:tools="http://schemas.android.com/tools"
    android:layout_width="match_parent"
    android:layout_height="match_parent"
    android:background="@color/colorAccent"
    tools:context=".MainActivity">

    <!--title text-->

    <TextView
        android:id="@+id/textView"
        android:layout_width="wrap_content"
        android:layout_height="wrap_content"
        android:layout_marginTop="23dp"
        android:text="Tic Tac Toe">
```

MESSAGES

Public Chat

NOTES

Shared Notes

USERS (55)

Gunasekha...

Haripriya J...
Mobile | Guest

Harshitha b...
Mobile | Guest

Hemamalini
Mobile | Guest

JenithSelv...
Guest

Kalai selvi...
Mobile | Guest

Kanneeti Ja...
Mobile

Kavinila
Mobile | Guest

KaviPriya
Mobile | Guest

Send message to Public Chat

Public Chat

Welcome to Andrios Club - 24.08.2021 - TIC TAC TOE!

For help on using BigBlueButton see these (short) tutorial videos.

To join the audio bridge click the phone button. Use a headset to avoid causing background noise for others.

This server is running BigBlueButton.

To invite someone to the meeting, send them this link: <https://jitsi.jit.ac.in/meetings/qAb9nmJEcj9Jf8AZ>

Andrios Club - 24.08.2021 - TIC TAC TOE

Giri Pragadheesh K

XML Code:

```
<?xml version="1.0" encoding="utf-8"?>
<androidx.constraintlayout.widget.ConstraintLayout
    xmlns:android="http://schemas.android.com/apk/res/android"
    xmlns:app="http://schemas.android.com/apk/res-auto"
    xmlns:tools="http://schemas.android.com/tools"
    android:layout_width="match_parent"
    android:layout_height="match_parent"
    android:background="@color/colorAccent"
    tools:context=".MainActivity">

    <!--title text-->

    <TextView
        android:id="@+id/textView"
        android:layout_width="wrap_content"
        android:layout_height="wrap_content"
        android:layout_marginTop="23dp"
        android:text="Tic Tac Toe">
```




The image displays two screenshots of a mobile application interface for a game titled "Andrios Club - 24.08.2021 - TIC TAC TOE".

Left Screenshot (Public Chat):

- Header:** "Public Chat"
- Welcome Message:** "Welcome to Andrios Club - 24.08.2021 - TIC TAC TOE!"
- Instructions:** "For help on using BigBlueButton see these (short) tutorial videos." and "To join the audio bridge click the phone button. Use a headset to avoid causing background noise for others."
- Server Status:** "This server is running BigBlueButton."
- Meeting Link:** "To invite someone to the meeting, send them this link: <https://ms.jit.ac.in/meetings/qAb9nmJE9j9f8AZ>"
- User List:** A list of users including Mr.Sh., A.R.VIKNESH, A.Praveena, Akhila.Thota, Arish J, ARUN, Chelkam G..., Chinthalap..., and Dhanu shree.
- Input Field:** "Send message to Public Chat"

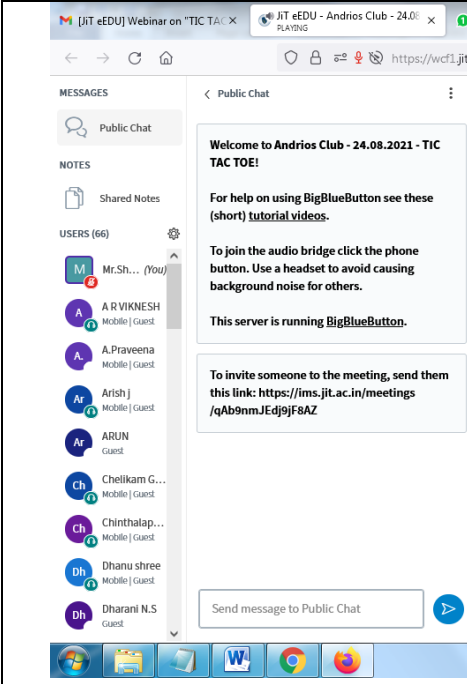
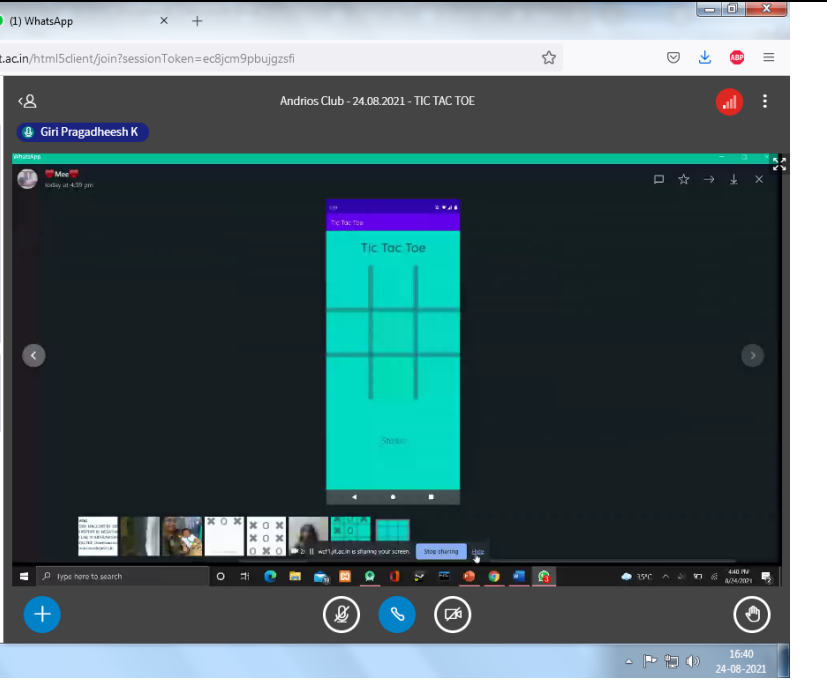
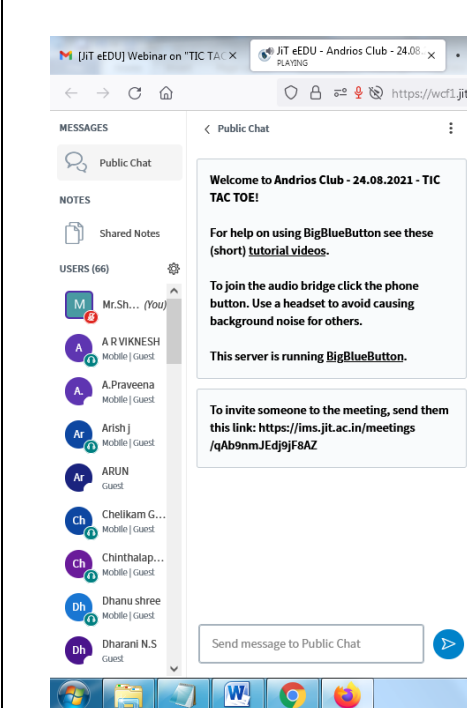
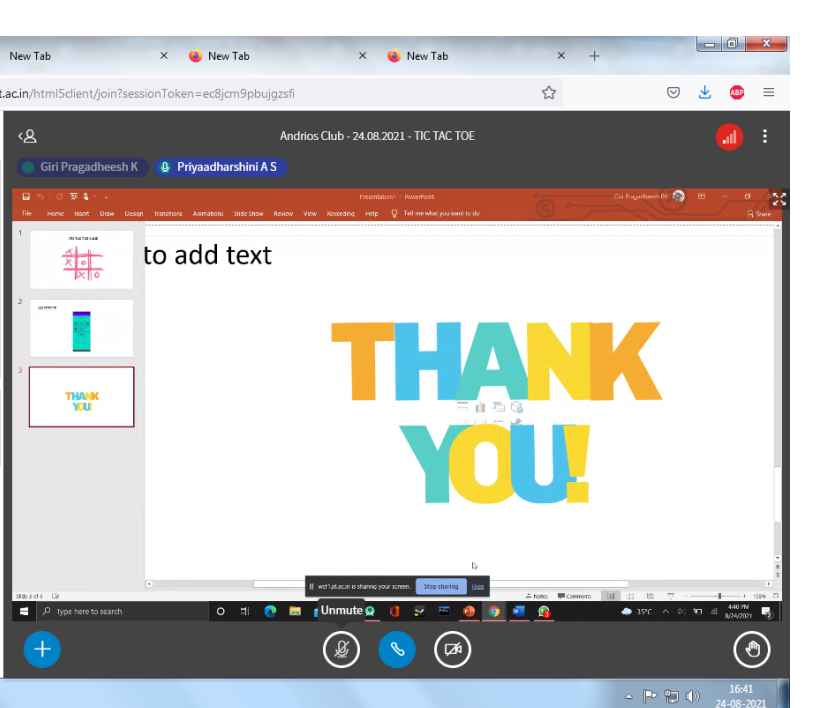
Right Screenshot (Tic Tac Toe Game):

- Header:** "Andrios Club - 24.08.2021 - TIC TAC TOE"
- User:** "Giri Pragadheesh K"
- Game Board:** A 3x3 grid with "Tic Tac Toe" text and a "Status" button.
- Code Editor:** A code editor showing Java code for the game logic, including variables for player names, board state, and game flow.



Jansons Institute of Technology

Karumathampatti, Coimbatore – 641 659

	
	
<p>Suggestions / Future actions</p>	<p>NIL</p>