



# Jansons Institute of Technology

Approved by AICTE, New Delhi and Affiliated to Anna University, Chennai  
Accredited by NAAC and an ISO 9001:2015 certified Institution  
Coimbatore, Tamil Nadu - 641659

## Internal Quality Assurance Cell

### Student Satisfaction Survey

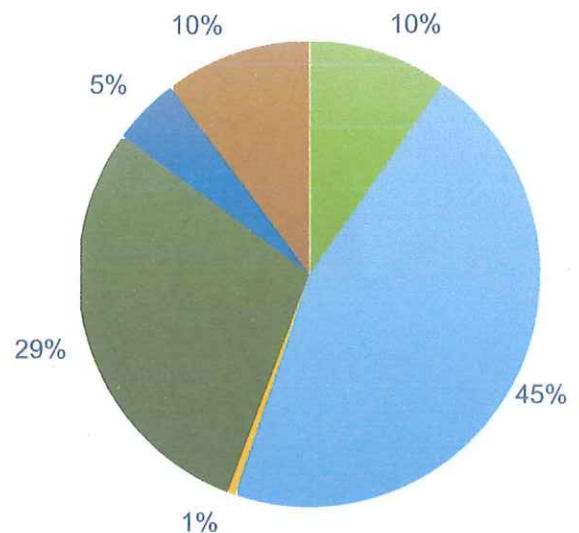
Report for Academic Year 2021-2022

#### Participation in Student Satisfaction Survey

<b>Total No. of students participated in Survey</b>	<b>: 684</b>
No. of Female Students	: 263
No. of Male Students	: 421

#### Program wise distribution of response

- B.Tech. Artificial Intelligence and Data Science
- B.E. Computer Science and Engineering
- B.E. Civil Engineering
- B.E. Electronics and Communication Engineering
- B.E. Electrical and Electronics Engineering
- B.E. Mechanical Engineering



#### Summary of Student Satisfaction Survey

<b>Overall Rating<sup>1</sup></b>	<b>: 4.65 / 5.00</b>
A. Teaching Learning Process	: 4.62
B. Infrastructure Facility	: 4.61
C. Support System	: 4.62
D. Skills/Competencies Developed During Course of Study	: 4.61
E. Overall Experience	: 4.80

  
IQAC Coordinator


  
Principal



<sup>1</sup> On a scale of 5

## A. Teaching Learning Process


SI. No.	Question	Rating on a scale of 5	Rating Distribution
A.1	How much of the syllabus was covered in the class?	4.7	<ul style="list-style-type: none"> <li>■ 85 to 100%</li> <li>■ 70 to 84%</li> <li>■ 55 to 69%</li> <li>■ 30 to 54%</li> <li>■ Below 30%</li> </ul>
A.2	How well did the teachers prepare for the classes?	4.6	<ul style="list-style-type: none"> <li>■ Thoroughly</li> <li>■ Satisfactorily</li> <li>■ Poorly</li> <li>■ Indifferently</li> <li>■ Won't teach at all</li> </ul>
A.3	How well were the teachers able to communicate?	4.7	<ul style="list-style-type: none"> <li>■ Always effective</li> <li>■ Sometimes effective</li> <li>■ Just satisfactorily</li> <li>■ Generally ineffective</li> <li>■ Very poor communication</li> </ul>
A.4	The teacher's approach to teaching can best be described as	4.5	<ul style="list-style-type: none"> <li>■ Excellent</li> <li>■ Very good</li> <li>■ Good</li> <li>■ Fair</li> <li>■ Poor</li> </ul>
A.5	Fairness of the internal evaluation process by the teachers.	4.7	<ul style="list-style-type: none"> <li>■ Thoroughly</li> <li>■ Satisfactorily</li> <li>■ Poorly</li> <li>■ Indifferently</li> <li>■ Won't teach at all</li> </ul>




Sl. No.	Question	Rating on a scale of 5	Rating Distribution
A.6	Was your performance in assignments discussed with you?	4.6	<ul style="list-style-type: none"> <li>■ Every time</li> <li>■ Usually</li> <li>■ Occasionally/Sometimes</li> <li>■ Rarely</li> <li>■ Never</li> </ul>
A.7	The institute takes active interest in promoting internship, student exchange, field visit opportunities for students.	4.6	<ul style="list-style-type: none"> <li>■ Regularly</li> <li>■ Often</li> <li>■ Sometimes</li> <li>■ Rarely</li> <li>■ Never</li> </ul>
A.8	The teaching and mentoring process in your institution facilitates you in cognitive, social and emotional growth.	4.5	<ul style="list-style-type: none"> <li>■ Significantly</li> <li>■ Very well</li> <li>■ Moderately</li> <li>■ Marginally</li> <li>■ Not at all</li> </ul>
A.9	The institution provides multiple opportunities to learn and grow.	4.5	<ul style="list-style-type: none"> <li>■ Strongly agree</li> <li>■ Agree</li> <li>■ Neutral</li> <li>■ Disagree</li> <li>■ Strongly disagree</li> </ul>
A.10	Teachers inform you about your expected competencies, course outcomes and programme outcomes.	4.7	<ul style="list-style-type: none"> <li>■ Every time</li> <li>■ Usually</li> <li>■ Occasionally/Sometimes</li> <li>■ Rarely</li> <li>■ Never</li> </ul>



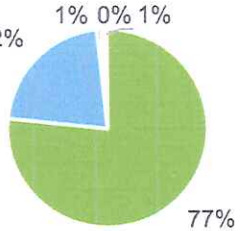
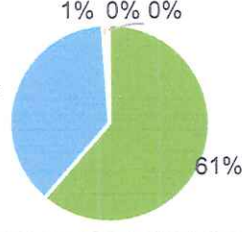
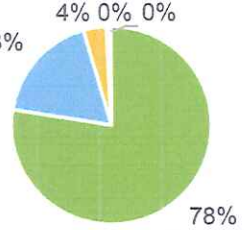
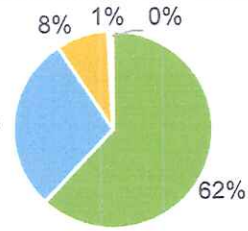
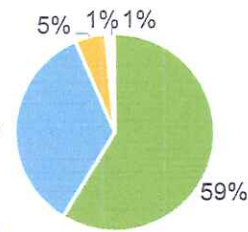
Sl. No.	Question	Rating on a scale of 5	Rating Distribution
A.11	Your mentor does a necessary follow-up with an assigned task to you.	4.7	<ul style="list-style-type: none"> <li>■ Every time 20%</li> <li>■ Usually 77%</li> <li>■ Occasionally/Sometimes 2%</li> <li>■ Rarely 0%</li> <li>■ Never 0%</li> </ul>
A.12	The teachers illustrate the concepts through examples and applications.	4.7	<ul style="list-style-type: none"> <li>■ Every time 22%</li> <li>■ Usually 73%</li> <li>■ Occasionally/Sometimes 4%</li> <li>■ Rarely 1%</li> <li>■ Never 0%</li> </ul>
A.13	The teachers identify your strengths and encourage you with providing right level of challenges.	4.6	<ul style="list-style-type: none"> <li>■ Fully 25%</li> <li>■ Reasonably 67%</li> <li>■ Partially 5%</li> <li>■ Slightly 1%</li> <li>■ Unable to 1%</li> </ul>
A.14	Teachers are able to identify your weaknesses and help you to overcome them.	4.6	<ul style="list-style-type: none"> <li>■ Every time 24%</li> <li>■ Usually 68%</li> <li>■ Occasionally/Sometimes 6%</li> <li>■ Rarely 1%</li> <li>■ Never 2%</li> </ul>
A.15	The institution makes effort to engage students in the monitoring, review and continuous quality improvement of the teaching learning process.	4.6	<ul style="list-style-type: none"> <li>■ Strongly agree 28%</li> <li>■ Agree 64%</li> <li>■ Neutral 7%</li> <li>■ Disagree 1%</li> <li>■ Strongly disagree 0%</li> </ul>




Sl. No.	Question	Rating on a scale of 5	Rating Distribution
A.16	The institute/ teachers use student centric methods, such as experiential learning, participative learning and problem-solving methodologies for enhancing learning experiences.	4.6	<ul style="list-style-type: none"> <li>■ To a great extent</li> <li>■ Moderate</li> <li>■ Some what</li> <li>■ Very little</li> <li>■ Not at all</li> </ul>
A.17	Teachers encourage you to participate in extracurricular activities.	4.6	<ul style="list-style-type: none"> <li>■ Strongly agree</li> <li>■ Agree</li> <li>■ Neutral</li> <li>■ Disagree</li> <li>■ Strongly disagree</li> </ul>
A.18	Efforts are made by the institute/ teachers to inculcate soft skills, life skills and employability skills to make you ready for the world of work.	4.6	<ul style="list-style-type: none"> <li>■ To a great extent</li> <li>■ Moderate</li> <li>■ Some what</li> <li>■ Very little</li> <li>■ Not at all</li> </ul>
A.19	What percentage of teachers use ICT tools such as LCD projector, Multimedia, etc. while teaching.	4.7	<ul style="list-style-type: none"> <li>■ Above 90%</li> <li>■ 70 – 89%</li> <li>■ 50 – 69%</li> <li>■ 30 – 49%</li> <li>■ Below 29%</li> </ul>
A.20	The overall quality of teaching-learning process in your institute is very good.	4.6	<ul style="list-style-type: none"> <li>■ Strongly agree</li> <li>■ Agree</li> <li>■ Neutral</li> <li>■ Disagree</li> <li>■ Strongly disagree</li> </ul>



**B. Infrastructure Facility**

Sl. No.	Question	Rating on a scale of 5	Rating Distribution
B.1	Satisfaction with Classroom Facilities (LCD/Audio/Computer/Seating Arrangement Etc.)	4.7	<ul style="list-style-type: none"> <li>■ Satisfied</li> <li>■ Very Satisfied</li> <li>■ Neutral</li> <li>■ Dissatisfied</li> <li>■ Very Dissatisfied</li> </ul> 
B.2	Satisfaction with Laboratory Facility	4.6	<ul style="list-style-type: none"> <li>■ Satisfied</li> <li>■ Very Satisfied</li> <li>■ Neutral</li> <li>■ Dissatisfied</li> <li>■ Very Dissatisfied</li> </ul> 
B.3	Satisfaction with Library Resources, Digital Resources and Support	4.7	<ul style="list-style-type: none"> <li>■ Satisfied</li> <li>■ Very Satisfied</li> <li>■ Neutral</li> <li>■ Dissatisfied</li> <li>■ Very Dissatisfied</li> </ul> 
B.4	Satisfaction with Internet and WiFi Facility	4.5	<ul style="list-style-type: none"> <li>■ Satisfied</li> <li>■ Very Satisfied</li> <li>■ Neutral</li> <li>■ Dissatisfied</li> <li>■ Very Dissatisfied</li> </ul> 
B.5	Satisfaction with Sports Facility	4.5	<ul style="list-style-type: none"> <li>■ Satisfied</li> <li>■ Very Satisfied</li> <li>■ Neutral</li> <li>■ Dissatisfied</li> <li>■ Very Dissatisfied</li> </ul> 




Sl. No.	Question	Rating on a scale of 5	Rating Distribution
B.6	Satisfaction with Food Court/Canteens	4.7	<ul style="list-style-type: none"> <li>■ Satisfied</li> <li>■ Very Satisfied</li> <li>■ Neutral</li> <li>■ Dissatisfied</li> <li>■ Very Dissatisfied</li> </ul>
B.7	Satisfaction with Drinking Water Facility	4.5	<ul style="list-style-type: none"> <li>■ Satisfied</li> <li>■ Very Satisfied</li> <li>■ Neutral</li> <li>■ Dissatisfied</li> <li>■ Very Dissatisfied</li> </ul>
B.8	Satisfaction with Washroom Facilities	4.7	<ul style="list-style-type: none"> <li>■ Satisfied</li> <li>■ Very Satisfied</li> <li>■ Neutral</li> <li>■ Dissatisfied</li> <li>■ Very Dissatisfied</li> </ul>
B.9	Satisfaction with Hostel Facility	4.7	<ul style="list-style-type: none"> <li>■ Satisfied</li> <li>■ Very Satisfied</li> <li>■ Neutral</li> <li>■ Dissatisfied</li> <li>■ Very Dissatisfied</li> </ul>



### C. Support System

Sl. No.	Question	Rating on a scale of 5	Rating Distribution
C.1	Experience of the Admission Process to the Programme you have Enrolled in	4.7	<ul style="list-style-type: none"> <li>■ Satisfied</li> <li>■ Very Satisfied</li> <li>■ Neutral</li> <li>■ Dissatisfied</li> <li>■ Very Dissatisfied</li> </ul>
C.2	Experience with Department's Non-Teaching Staff and Institution's Administrative Staff	4.6	<ul style="list-style-type: none"> <li>■ Satisfied</li> <li>■ Very Satisfied</li> <li>■ Neutral</li> <li>■ Dissatisfied</li> <li>■ Very Dissatisfied</li> </ul>
C.3	Experience with Internal Assessment and Evaluation Process	4.6	<ul style="list-style-type: none"> <li>■ Satisfied</li> <li>■ Very Satisfied</li> <li>■ Neutral</li> <li>■ Dissatisfied</li> <li>■ Very Dissatisfied</li> </ul>
C.4	Experience with Centre for Corporate Relations (Training and Placement)	4.6	<ul style="list-style-type: none"> <li>■ Satisfied</li> <li>■ Very Satisfied</li> <li>■ Neutral</li> <li>■ Dissatisfied</li> <li>■ Very Dissatisfied</li> </ul>
C.5	Experience with Healthcare Facility	4.6	<ul style="list-style-type: none"> <li>■ Satisfied</li> <li>■ Very Satisfied</li> <li>■ Neutral</li> <li>■ Dissatisfied</li> <li>■ Very Dissatisfied</li> </ul>





### D. Skills/Competencies Developed During Course of Study

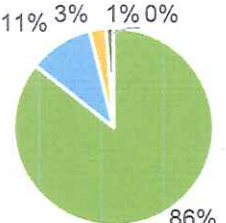
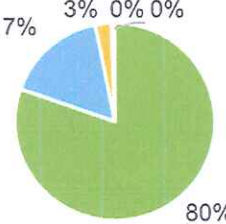
Sl. No.	Question	Rating on a scale of 5	Rating Distribution
D.1	Analytical Competency	4.6	<ul style="list-style-type: none"> <li>■ Significantly</li> <li>■ Very well</li> <li>■ Moderately</li> <li>■ Marginally</li> <li>■ Not at all</li> </ul>
D.2	Problem Solving Competence	4.6	<ul style="list-style-type: none"> <li>■ Significantly</li> <li>■ Very well</li> <li>■ Moderately</li> <li>■ Marginally</li> <li>■ Not at all</li> </ul>
D.3	Leadership	4.6	<ul style="list-style-type: none"> <li>■ Significantly</li> <li>■ Very well</li> <li>■ Moderately</li> <li>■ Marginally</li> <li>■ Not at all</li> </ul>
D.4	Time Management	4.6	<ul style="list-style-type: none"> <li>■ Significantly</li> <li>■ Very well</li> <li>■ Moderately</li> <li>■ Marginally</li> <li>■ Not at all</li> </ul>
D.5	Team Work/Collaboration Skills	4.7	<ul style="list-style-type: none"> <li>■ Significantly</li> <li>■ Very well</li> <li>■ Moderately</li> <li>■ Marginally</li> <li>■ Not at all</li> </ul>



Sl. No.	Question	Rating on a scale of 5	Rating Distribution
D.6	Communication Skills	4.6	<ul style="list-style-type: none"> <li>■ Significantly</li> <li>■ Very well</li> <li>■ Moderately</li> <li>■ Marginally</li> <li>■ Not at all</li> </ul>
D.7	IT Skills	4.6	<ul style="list-style-type: none"> <li>■ Significantly</li> <li>■ Very well</li> <li>■ Moderately</li> <li>■ Marginally</li> <li>■ Not at all</li> </ul>
D.8	Critical Thinking	4.6	<ul style="list-style-type: none"> <li>■ Significantly</li> <li>■ Very well</li> <li>■ Moderately</li> <li>■ Marginally</li> <li>■ Not at all</li> </ul>



**E. Overall Experience**

Sl. No.	Question	Rating on a scale of 5	Rating Distribution
E.1	Your Overall Academic Experience	4.8	<ul style="list-style-type: none"> <li>■ Excellent</li> <li>■ Very good</li> <li>■ Good</li> <li>■ Fair</li> <li>■ Poor</li> </ul> 
E.2	Would you Recommend this Institute to others	4.8	<ul style="list-style-type: none"> <li>■ Strongly agree</li> <li>■ Agree</li> <li>■ Neutral</li> <li>■ Disagree</li> <li>■ Strongly disagree</li> </ul> 

  
 IQAC Coordinator



  
 Principal