



Jansons Institute of Technology

Approved by AICTE, New Delhi and Affiliated to Anna University, Chennai
Accredited by NAAC and ISO 9001:2015 certified Institution
Coimbatore, Tamil Nadu – 641659
www.jit.ac.in



Indian Society for Technical Education

organises

a Seminar on

Exploring the Coding Platforms

on 19-03-2022 at Seminar Hall

AGENDA

02:30 PM	Welcome Address Mrs.P.Sivamani /Faculty Advisor
02:35 PM	Presentation Dhanush N of II CSE A Section
03:25 PM	Vote of Thanks Rubika A E of II AI&DS

Faculty Advisor
(Mrs.P.Sivamani)



Jansons Institute of Technology

Approved by AICTE, New Delhi and Affiliated to Anna University, Chennai
Accredited by NAAC and ISO 9001:2015 certified Institution
Coimbatore, Tamil Nadu – 641659
www.jit.ac.in



Event Report

Title : Exploring the Coding Platforms

Date (from & to) : 19.3.20222 **Time** (from & to) : 2.30 pm to 3.30pm

Venue (online /-offline) : Seminal Hall

Organised by : Indian Society for Technical Education

In association with : -

Student Activity : Yes / ~~No~~

Speaker Details

Name : Mr.N.Dhanush

Designation : Student

Affiliation : II CSE



Topic : Exploring the Coding Platforms

JIT Website http://jit.ac.in/club_event_details.php?eid=493



https://m.facebook.com/story.php?story_fbid=1063237224256010&id=250442415535499



<https://www.instagram.com/p/CbNTunMrKux/>



https://twitter.com/JIT_Offl/status/1504461275522232321/photo/1

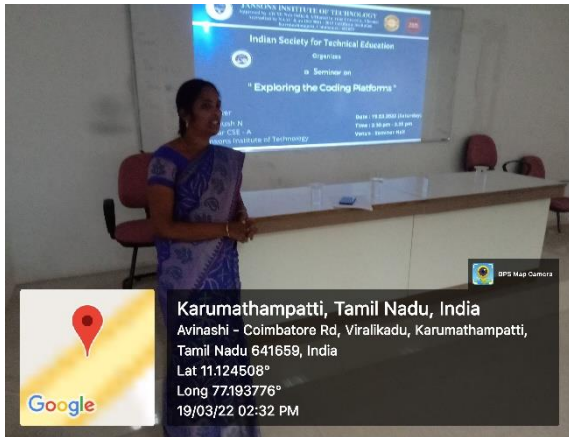
Event Objective

To motivate the students to learn the coding by self through various coding platforms.

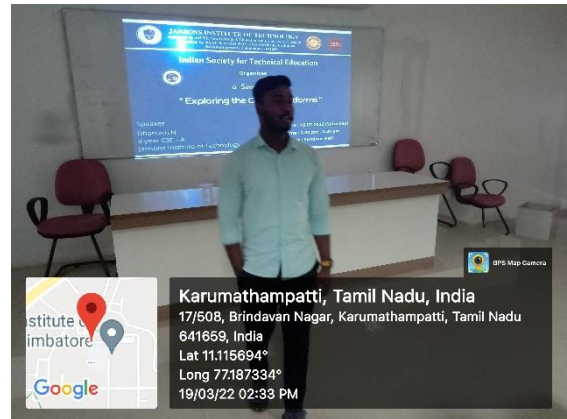
Event Summary

Coding and programming are challenging skills that keeps the brain active. It provides financial freedom to improve career. Coding is a part of programming that deals with writing codes that a machine can understand. Programming is a process that creates programs that involve the ratification of codes. Coding requires basic knowledge of programming skills without any software tools. The speaker has explained about the various coding platforms to learn the code by self. Also he has specified how to start programming and debug the code using various online platforms.

Event Photographs



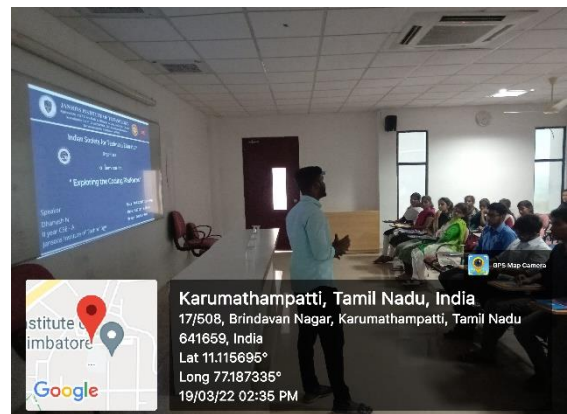
Faculty advisor Mrs.P.Sivamani welcoming the gathering



Introduction of speaker by himself



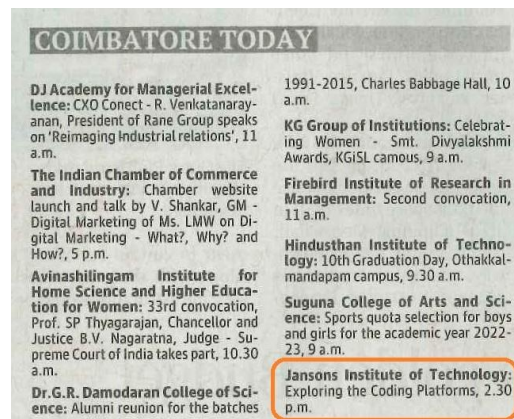
Mr.N.Dhanush explain about the coding platforms



Interaction With Students



Students participated in Seminar



Today's Engagement Column in Hindu News paper

Event Outcomes

Problem-solving skills are a great benefit in their day to day lives and can help them to solve real-life situations.

Event Feedback

How would you rate the event in terms of preparation, flow, and content?	<table border="1"> <thead> <tr> <th>Rating</th> <th>Percentage</th> </tr> </thead> <tbody> <tr> <td>Excellent</td> <td>68%</td> </tr> <tr> <td>Very Good</td> <td>23%</td> </tr> <tr> <td>Good</td> <td>4.50%</td> </tr> <tr> <td>Fair</td> <td>4.50%</td> </tr> </tbody> </table>	Rating	Percentage	Excellent	68%	Very Good	23%	Good	4.50%	Fair	4.50%
Rating	Percentage										
Excellent	68%										
Very Good	23%										
Good	4.50%										
Fair	4.50%										
The content and activities of the event has increased my knowledge.	<table border="1"> <thead> <tr> <th>Response</th> <th>Percentage</th> </tr> </thead> <tbody> <tr> <td>Strongly Agree</td> <td>61%</td> </tr> <tr> <td>Agree</td> <td>29%</td> </tr> <tr> <td>Neutral</td> <td>10%</td> </tr> <tr> <td>Disagree</td> <td>0</td> </tr> </tbody> </table>	Response	Percentage	Strongly Agree	61%	Agree	29%	Neutral	10%	Disagree	0
Response	Percentage										
Strongly Agree	61%										
Agree	29%										
Neutral	10%										
Disagree	0										
How would you rate the speaker in terms of knowledge and presentation?	<table border="1"> <thead> <tr> <th>Rating</th> <th>Percentage</th> </tr> </thead> <tbody> <tr> <td>Excellent</td> <td>50%</td> </tr> <tr> <td>Very Good</td> <td>36%</td> </tr> <tr> <td>Good</td> <td>11%</td> </tr> <tr> <td>Fair</td> <td>3%</td> </tr> </tbody> </table>	Rating	Percentage	Excellent	50%	Very Good	36%	Good	11%	Fair	3%
Rating	Percentage										
Excellent	50%										
Very Good	36%										
Good	11%										
Fair	3%										
Overall experience of the event.	<table border="1"> <thead> <tr> <th>Experience</th> <th>Percentage</th> </tr> </thead> <tbody> <tr> <td>Very Satisfied</td> <td>64%</td> </tr> <tr> <td>Satisfied</td> <td>27%</td> </tr> <tr> <td>Neutral</td> <td>9%</td> </tr> <tr> <td>Dissatisfied</td> <td>0</td> </tr> </tbody> </table>	Experience	Percentage	Very Satisfied	64%	Satisfied	27%	Neutral	9%	Dissatisfied	0
Experience	Percentage										
Very Satisfied	64%										
Satisfied	27%										
Neutral	9%										
Dissatisfied	0										
Suggestion for Improvements (If any)											

No. of Participants / Benefices

Total (Participants / Benefices)	Students	Faculty	Students (Outside institution)	Faculty (Outside institution)
66	66	-	-	-

Date of report submission: 20.3.2022

Faculty Advisor
(Mrs.P.Sivamani)

